

Turning Microsoft Azure Data into a Financial Advantage

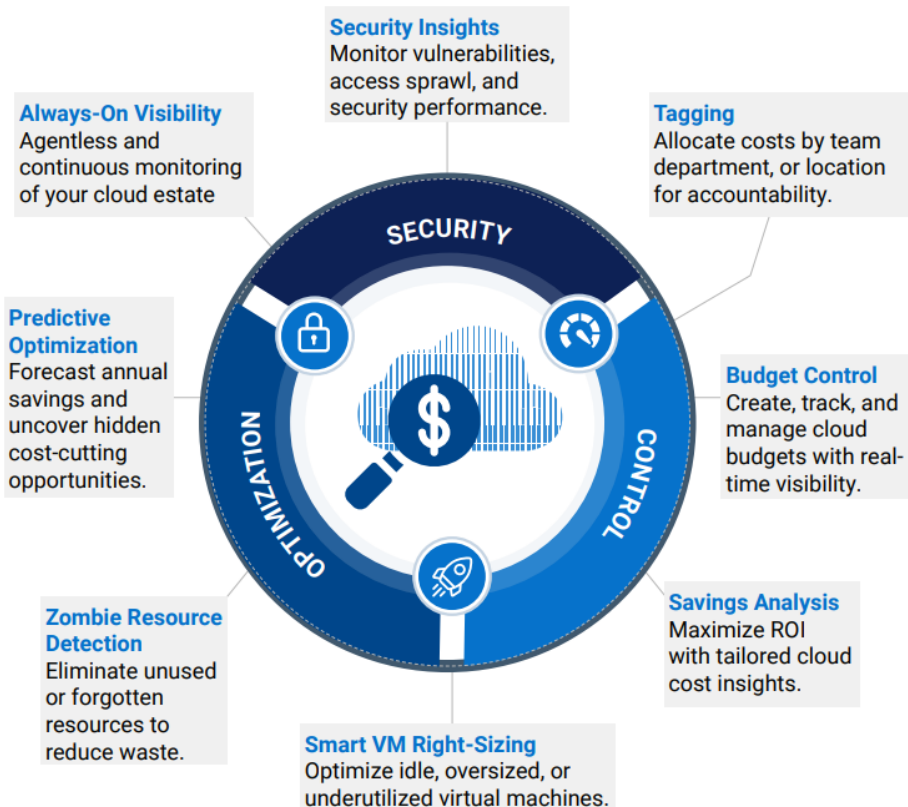


From Complexity to Clarity

The cloud shouldn't be chaotic — or costly. **Surveil for Azure** turns complexity into clarity, giving enterprises the confidence to control, forecast, and optimize every dollar spent.

As the intelligence layer for the Microsoft ecosystem, Surveil transforms raw Azure data into measurable business outcomes. It unifies usage, commitments, and costs across teams — empowering FinOps, Finance, and IT leaders to act with precision, forecast with accuracy, and drive continuous improvement.

Surveil builds the financial foundation every modern enterprise needs: one source of truth, one platform for progress, and one continuous loop of visibility, optimization, and control.



ONE PLATFORM FOR TOTAL CLOUD CONFIDENCE

SMART TAGGING

Context That Powers Control

Bring meaning to every dollar spent with tagging that translates technical data into business context — automatically classifying costs by department, project, or business unit for total visibility and accountability.

FINANCIAL PLANNING

Visibility with Precision

Replace guesswork with guardrails. Through **budgeting, alerting, forecasting, reporting, and chargeback**, turn cloud finances into a living, dynamic control system that keeps spend aligned with strategy.

AI RECOMMENDATIONS

Continuous Optimization

Identify and action waste, right-sizing resources, and quantifying impact — so optimization isn't a one-time task, but a continuous advantage.

GOVERNANCE

Confidence in Every Decision

Always-on monitoring and FinOps-aligned guardrails keep your cloud secure, compliant, and cost-effective — giving you control without slowing innovation.

Surveil

BY THE NUMBERS

15-35%

Average potential savings rate

\$280M

Azure costs managed in 2024

94%

of enterprises report avoidable cloud overspending

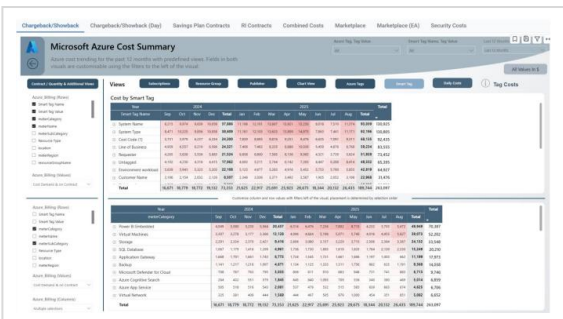
3 KEY CAPABILITIES OF SURVEIL FOR AZURE

1 AI-Driven Recommendations: Where Data Meets Precision



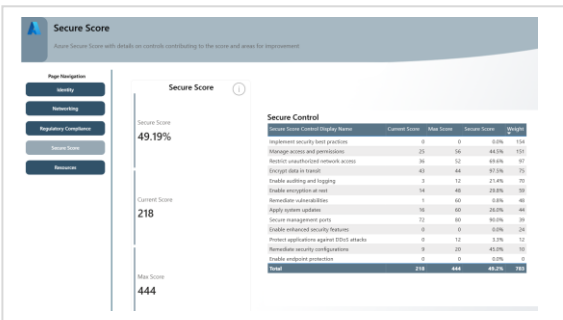
- Estimates potential annual savings from optimization
- Evaluates cost reductions associated with the savings platform
- Identifies savings from unused or underutilized Azure resources
- Enhances efficiency of virtual machines and right-sizes idle or oversized instances

2 Cost Optimization Summaries to Transform FinOps Workflows



- Supports Azure cost allocation via Chargeback and Showback (AI-driven tagging)
- Highlights major cost drivers, including top increases and decreases
- Tracks trends with daily, monthly, and yearly analysis
- Monitors subscription activity

3 Secure Score: Protect Progress



- Shows Microsoft Azure Secure Score and subscription-level health
- Monitors third-party coverage to uncover gaps
- Provides security insights organized by category
- Ranks improvement opportunities based on business impact

Every cloud decision has a cost — and an opportunity.

[Surveil for Azure](#) helps you measure both.

Empower your teams with the clarity to forecast, the control to act, and the intelligence to evolve continuously.

REQUEST A DEMO